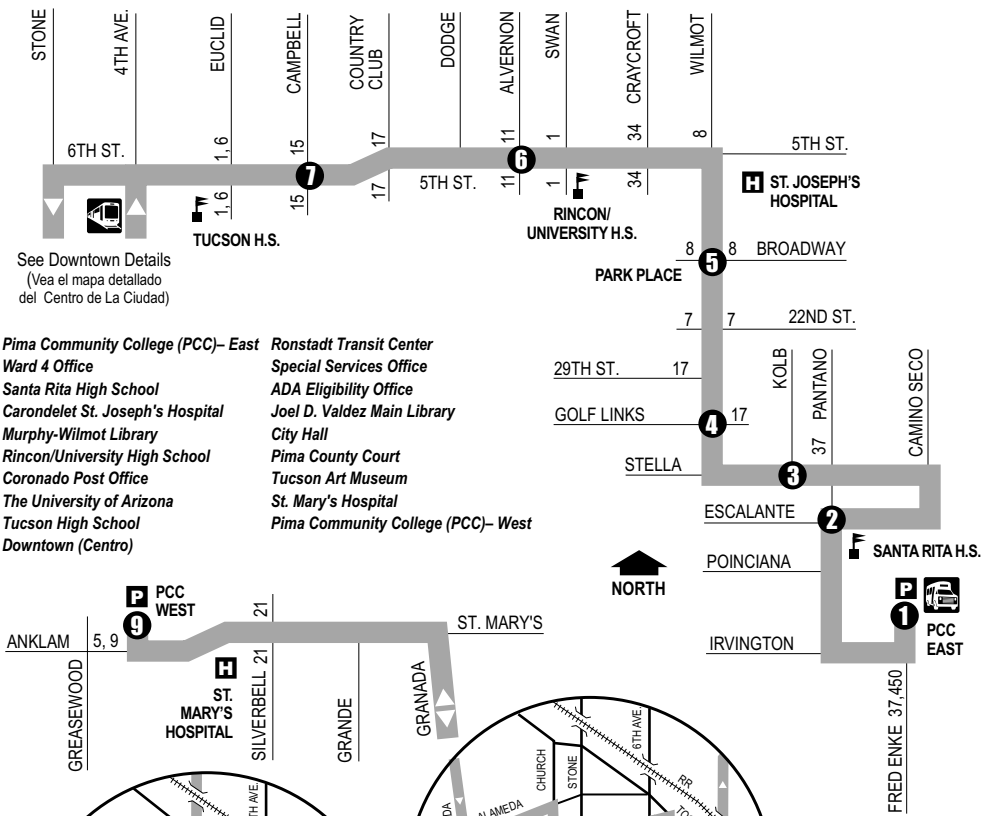
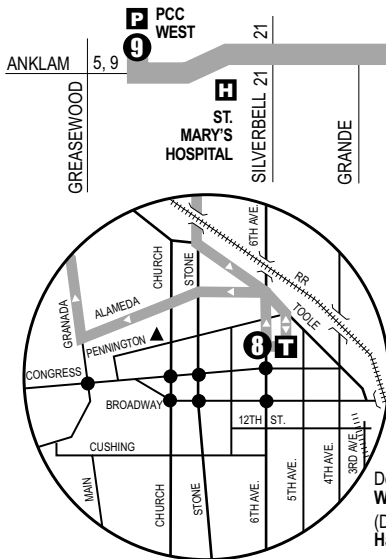


**Route 3**  
**6TH ST./WILMOT**

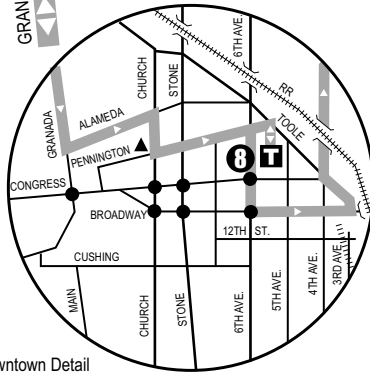


See Downtown Details  
(Vea el mapa detallado del Centro de La Ciudad)

- |   |   |
|---|---|
| <b>Pima Community College (PCC)– East</b> | <b>Ronstadt Transit Center</b>            |
| <b>Ward 4 Office</b>                      | <b>Special Services Office</b>            |
| <b>Santa Rita High School</b>             | <b>ADA Eligibility Office</b>             |
| <b>Carondelet St. Joseph’s Hospital</b>   | <b>Joel D. Valdez Main Library</b>        |
| <b>Murphy-Wilmot Library</b>              | <b>City Hall</b>                          |
| <b>Rincon/University High School</b>      | <b>Pima County Court</b>                  |
| <b>Coronado Post Office</b>               | <b>Tucson Art Museum</b>                  |
| <b>The University of Arizona</b>          | <b>St. Mary’s Hospital</b>                |
| <b>Tucson High School</b>                 | <b>Pima Community College (PCC)– West</b> |
| <b>Downtown (Centro)</b>                  |   |



**Downtown Detail Westbound**  
(Detalle del Centro Hacia el Oeste)



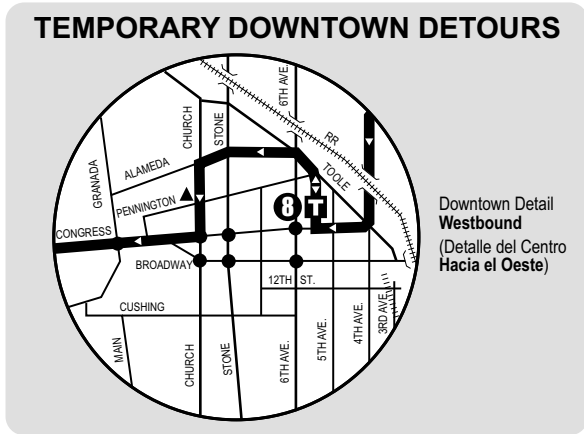
**Downtown Detail Eastbound**  
(Detalle del Centro Hacia el Este)



- P** Park & Ride Lots (Estacione y Viaje)  
Pima College West  
Pima College East
- T** Ronstadt Transit Center (Centro de Tránsito)  
Connecting to/(Conexión a):  
Sun Tran — 1,2,4,6,7,8,10,12,16,18,19,21,22,23,25  
Sun Express — 23X, 101X,102X AM, 103X,  
104X, 105X,107X,109X,110X  
Sun Link streetcar  
Sun Shuttle — 421

- Sun Link Transfer Point  
(Puntos de Transbordo a Sun Link)  
— 4th Ave./6th St.  
● Sun Link stops (paradas de Sun Link)
- Sun Shuttle Transfer Points  
(Puntos de Transbordo a Sun Shuttle)  
Route 421 — Ronstadt Transit Center  
Route 450 — PCC East
- ▲ Eastbound Route 3 does not service Church/Pennington NW

This route travels through our new On Demand Zone. See inside back cover for more info on scheduling door-to-door rides within this Zone. (Esta ruta viaja por nuestra nueva Zona On Demand. Vea el interior de la contraportada para más información en reservar viajes de puerta a puerta dentro de esta Zona.)



**Downtown Detail Westbound**  
(Detalle del Centro Hacia el Oeste)

**Rider Alert** Due to Downtown construction projects, please check [suntran.com](http://suntran.com) for updated detour information for this route.  
**Alerta al Pasajero** Debido a construcción del centro, visite [suntran.com](http://suntran.com) para obtener información actualizada sobre los desvíos de esta ruta.

## Route 3 M-F / Westbound

PCC East	Escalante at Pantano	Stella at Kolb	Wilmot at Golf Links	Wilmot at Broadway	5th St. at Alvernon	6th St. at Campbell	Downtown - Ronsstadt Ctr.	PCC West
457	500	510	517	523	538	546	600	613
527	530	540	547	553	608	616	630	643
555	558	608	615	622	637	646	700	714
625	628	638	645	652	707	716	730	744
655	658	708	715	722	737	746	800	814
725	728	738	745	752	807	816	830	844
755	758	808	815	822	837	846	900	914
825	828	838	845	852	907	916	930	944
855	858	908	915	922	937	946	1000	1014
925	928	938	945	952	1007	1016	1030	1044
955	958	1008	1015	1022	1037	1046	1100	1114
1025	1028	1038	1045	1052	1107	1116	1130	1144
1055	1058	1108	1115	1122	1137	1146	1200	1214
1125	1128	1138	1145	1152	1207	1216	1230	1244
1155	1158	1208	1215	1222	1237	1246	1300	1314
1225	1228	1238	1245	1252	1307	1316	1330	1344
1255	1258	1308	1315	1322	1337	1346	1400	1414
125	128	138	145	152	207	216	230	244
155	158	208	215	222	237	246	300	314
225	228	238	245	252	307	316	330	344
255	258	308	315	322	337	346	400	414
325	328	338	345	352	407	416	430	444
355	358	408	415	422	437	446	500	514
425	428	438	445	452	507	516	530	544
457	500	510	517	523	538	546	600	613
527	530	540	547	553	608	616	630	643
618	621	630	636	642	655	703	715	726
718	721	730	736	742	755	803	815	826
818	821	830	836	842	855	903	915	926
918	921	930	936	942	955	1003	1015	1026
1018	1021	1030	1036	1042	1055	1103	1115	1126

## Route 3 M-F / Eastbound

PCC West	Downtown - Ronsstadt Ctr.	6th St. at Campbell	5th St. at Alvernon	Wilmot at Broadway	Wilmot at Golf Links	Stella at Kolb	Pantano at Escalante	PCC East
533	545	558	604	616	623	629	638	643
602	615	629	636	650	657	703	712	718
632	645	659	706	720	727	733	742	748
701	715	729	737	751	759	805	815	821
731	745	759	807	821	829	835	845	851
801	815	829	837	851	859	905	915	921
831	845	859	907	921	929	935	945	951
901	915	929	937	951	959	1005	1015	1021
931	945	959	1007	1021	1029	1035	1045	1051
1001	1015	1029	1037	1051	1059	1105	1115	1121
1031	1045	1059	1107	1121	1129	1135	1145	1151
1101	1115	1129	1137	1151	1159	1205	1215	1221
1131	1145	1159	1207	1221	1229	1235	1245	1251
1201	1215	1229	1237	1251	1259	105	115	121
1231	1245	1259	107	121	129	135	145	151
101	115	129	137	151	159	205	215	221
131	145	159	207	221	229	235	245	251
201	215	232	240	256	304	311	321	327
231	245	302	310	326	334	341	351	357
301	315	332	340	356	404	411	421	427
331	345	402	410	426	434	441	451	457
401	415	431	439	454	503	510	520	526
431	445	501	509	524	533	540	550	556
501	515	531	539	554	603	610	620	626
531	545	601	609	624	633	640	650	656
602	615	629	636	650	658	704	713	719
648	700	713	719	731	738	744	753	758
748	800	813	819	831	838	844	853	858
848	900	913	919	931	938	944	953	958
948	1000	1013	1019	1031	1038	1044	1053	1058
1048	1100	1113	1119	1131	1138	1144	1153	1158

## Route 3 SAT / Westbound

1	2	3	4	5	6	7	8	9
520	523	532	538	545	558	605	615	626
620	623	632	638	645	658	705	715	726
720	723	732	738	745	758	805	815	826
812	815	825	833	840	856	903	915	927
912	915	925	933	940	956	1003	1015	1027
1012	1015	1025	1033	1040	1056	1103	1115	1127
1112	1115	1125	1133	1140	1156	1203	1215	1227
1212	1215	1225	1233	1240	1256	103	115	127
112	115	125	133	140	156	203	215	227
212	215	225	233	240	256	303	315	327
312	315	325	333	340	356	403	415	427
412	415	425	433	440	456	503	515	527
519	522	531	537	544	557	604	615	626
619	622	631	637	644	657	704	715	726
719	722	731	737	744	757	804	815	826
819	822	831	837	844	857	904	915	926

## Route 3 SAT / Eastbound

9	8	7	6	5	4	3	2	1
547	600	613	620	632	639	644	653	658
647	700	713	720	732	739	744	753	758
747	800	813	820	832	839	844	853	858
847	900	914	921	934	942	947	956	1001
947	1000	1014	1021	1034	1042	1047	1056	1101
1047	1100	1114	1121	1134	1142	1147	1156	1201
1147	1200	1214	1221	1234	1242	1247	1256	101
1247	100	114	121	134	142	147	156	201
147	200	214	221	234	242	247	256	301
247	300	314	321	334	342	347	356	401
347	400	414	421	434	442	447	456	501
447	500	514	521	534	542	547	556	601
547	600	613	620	632	639	644	653	658
647	700	713	720	732	739	744	753	758
747	800	813	820	832	839	844	853	858
847	900	913	920	932	939	944	953	958

## Route 3 SUN / Westbound

1	2	3	4	5	6	7	8	9
720	723	732	738	745	758	805	815	826
812	815	825	833	840	856	903	915	927
912	915	925	933	940	956	1003	1015	1027
1012	1015	1025	1033	1040	1056	1103	1115	1127
1112	1115	1125	1133	1140	1156	1203	1215	1227
1212	1215	1225	1233	1240	1256	103	115	127
112	115	125	133	140	156	203	215	227
212	215	225	233	240	256	303	315	327
312	315	325	333	340	356	403	415	427
412	415	425	433	440	456	503	515	527
519	522	531	537	544	557	604	615	626
619	622	631	637	644	657	704	715	726
719	722	731	737	744	757	804	815	826

## Route 3 SUN / Eastbound

9	8	7	6	5	4	3	2	1
647	700	713	720	732	739	744	753	758
747	800	813	820	832	839	844	853	858
847	900	914	921	934	942	947	956	1001
947	1000	1014	1021	1034	1042	1047	1056	1101
1047	1100	1114	1121	1134	1142	1147	1156	1201
1147	1200	1214	1221	1234	1242	1247	1256	101
1247	100	114	121	134	142	147	156	201
147	200	214	221	234	242	247	256	301
247	300	314	321	334	342	347	356	401
347	400	414	421	434	442	447	456	501
447	500	514	521	534	542	547	556	601
547	600	613	620	632	639	644	653	658
647	700	713	720	732	739	744	753	758

**Rider Alert** Due to Downtown construction projects, please check [suntran.com](http://suntran.com) for updated detour information for this route.

**Alerta al Pasajero** Debido a construcción del centro, visite [suntran.com](http://suntran.com) para obtener información actualizada sobre los desvíos de esta ruta.