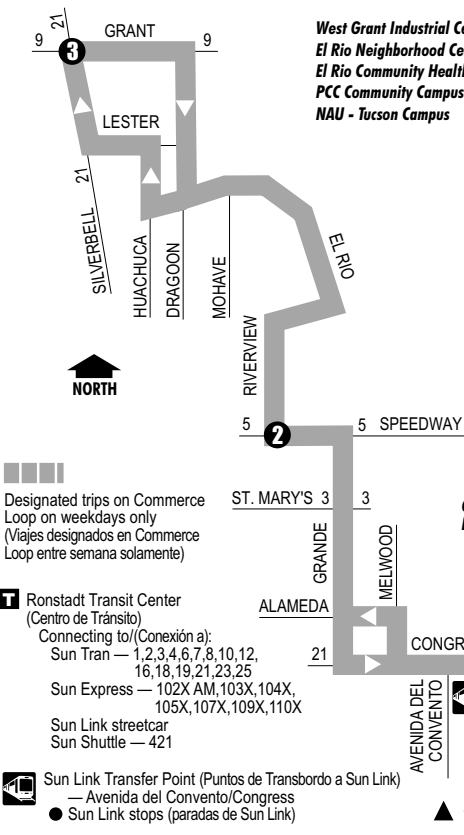


# Route 22 GRANDE

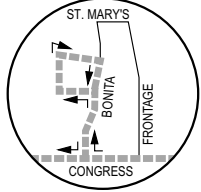


**West Grant Industrial Center**  
**El Rio Neighborhood Center**  
**El Rio Community Health Ctr.**  
**PCC Community Campus**  
**NAU - Tucson Campus**

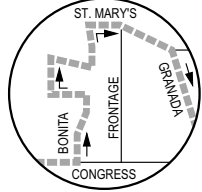
**Downtown (Centro)**  
**Pima County Government**  
**Ronstadt Transit Center**  
**Joel D Valdez Main Library**  
**Special Services Office**

**ADA Eligibility Office**  
**City Hall**  
**Tucson Museum of Art**  
**Arizona School for the Deaf and Blind (ASDB)**

Northbound Bonita Detail  
(Detalle hacia el norte de Bonita)



Southbound Bonita Detail  
(Detalle hacia el sur de Bonita)



Downtown Weekdays (Centro Entre Semana)



Downtown Weekends (Centro Fin de Semana)



▲ Route 22 does not service Church/Pennington NW

## Route 22 M-F Northbound

6th Ave. at Pennington	Riverview at Speedway	Grant at Silverbell
559	617	625
629	647	655
705	725	733
735	755	803
805	825	833
840	900	908
910	930	938
940	1000	1008
1015	1035	1043
1045	1105	1113
1115	1135	1143
1150	1210	1218
1220	1240	1248
1250	110	118
125	145	153
155	215	223
225	245	253
300	320	328
330	350	358
405	425	433
435	455	503
505	525	533
537	555	603
604	622	630
635	652	700
704	721	729
804	821	829
904	921	929
1004	1021	1029
1104	1121	1129

## Route 22 M-F Southbound

Grant at Silverbell	Riverview at Speedway	6th Ave. at Pennington
525	533	546
555	603	616
625	633	647
655	703	717
733	742	757
803	812	827
833	842	857
908	916	931
938	946	1001
1008	1016	1031
1043	1051	1106
1113	1121	1136
1143	1151	1206
1218	1226	1241
1248	1256	111
118	126	141
153	201	216
223	231	246
253	301	316
328	336	351
358	406	421
433	441	456
503	511	526
533	541	556
603	611	625
630	638	652
700	708	721
729	737	750
829	837	850
929	937	950
1029	1037	1050

## Route 22 SAT Northbound

6th Ave. at Pennington	Riverview at Speedway	Grant at Silverbell
608	623	630
708	723	730
808	823	830
908	923	930
1008	1023	1030
1108	1123	1130
1208	1223	1230
108	123	130
208	223	230
308	323	330
408	423	430
508	523	530
608	623	630
708	723	730
808	823	830
908	923	930

## Route 22 SAT Southbound

Grant at Silverbell	Riverview at Speedway	6th Ave. at Pennington
630	638	655
730	738	755
830	838	855
930	938	955
1030	1038	1055
1130	1138	1155
1230	1238	1255
130	138	155
230	238	255
330	338	355
430	438	455
530	538	555
630	638	655
730	738	755
830	838	855

## Route 22 SUN Northbound

6th Ave. at Pennington	Riverview at Speedway	Grant at Silverbell
701	716	723
801	816	823
901	916	923
1001	1016	1023
1101	1116	1123
1201	1216	1223
101	116	123
201	216	223
301	316	323
401	416	423
501	516	523
601	616	623
701	716	723
801	816	823

## Route 22 SUN Southbound

Grant at Silverbell	Riverview at Speedway	6th Ave. at Pennington
723	731	748
823	831	848
923	931	948
1023	1031	1048
1123	1131	1148
1223	1231	1248
123	131	148
223	231	248
323	331	348
423	431	448
523	531	548
623	631	648
723	731	748
823	831	848

